


**INTERNAL QUALITY ASSURANCE CELL
GOVT. MIZORAM LAW COLLEGE**

**STUDENTS' FEEDBACK ANALYSIS REPORT
2021-2022**

I SEMESTER LL.B



(Prof. RUALKHUMA COLNEY)
Principal
Govt. Mizoram Law College
Mizoram : Aizawl

Please Note:

- a) Rating as expressed as the following:

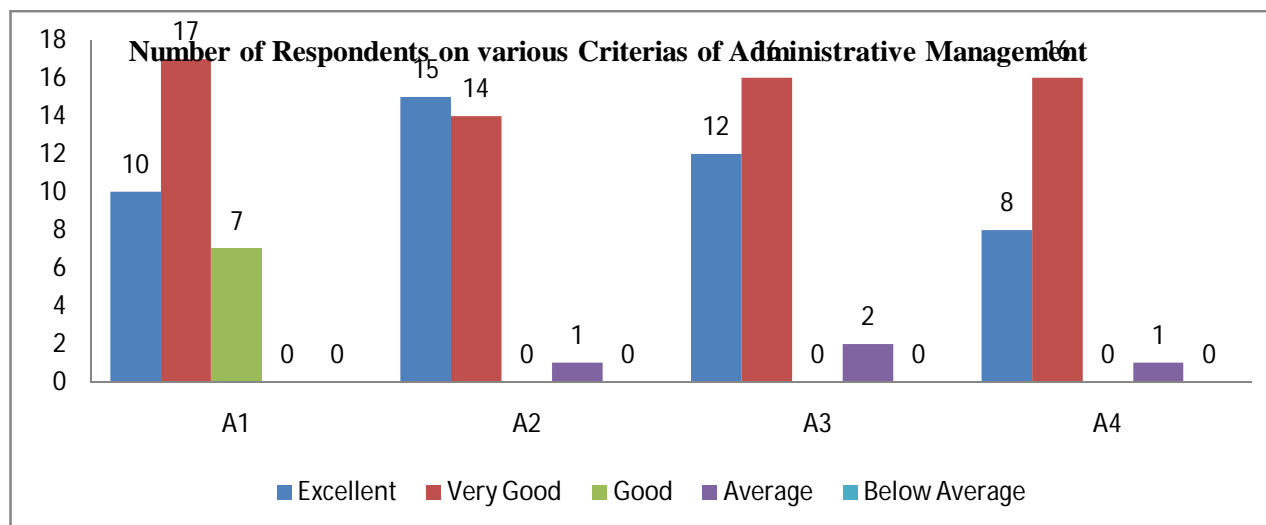
5 = Excellent	4 = Very Good	3 = Good	2 = Average	1 = Below Average
---------------	---------------	----------	-------------	-------------------

- b) Total number of respondents is 34 out of 72 students
c) Data Interpretation shows the highest average

1. ADMINISTRATIVE MANAGEMENT

CRITERIA ↓	5		4		3		2		1		Overall Average Ratings
	No. of Respondent	Percentage	No. of Respondent	Percentage	No. of Respondent	Percentage	No. of Respondent	Percentage	No. of Respondent	Percentage	
A1	10	29	17	50	7	21	0	0	0	0	4 (Very Good)
A2	15	44	14	41	0	0	1	2.9	0	0	
A3	12	35	16	47	0	0	2	5.9	0	0	
A4	8	24	16	47	0	0	1	2.9	0	0	
TOTAL	45	132	63	185	7	21	4	11.7	0	0	
AVERAGE	11	33	15.8	46.3	1.8	5.25	1	2.93	0	0	

A1	Punctuality in class
A2	Regularity in conducting class
A3	Completion of syllabus/course
A4	Alternative arrangement of class in case of leave and other matters



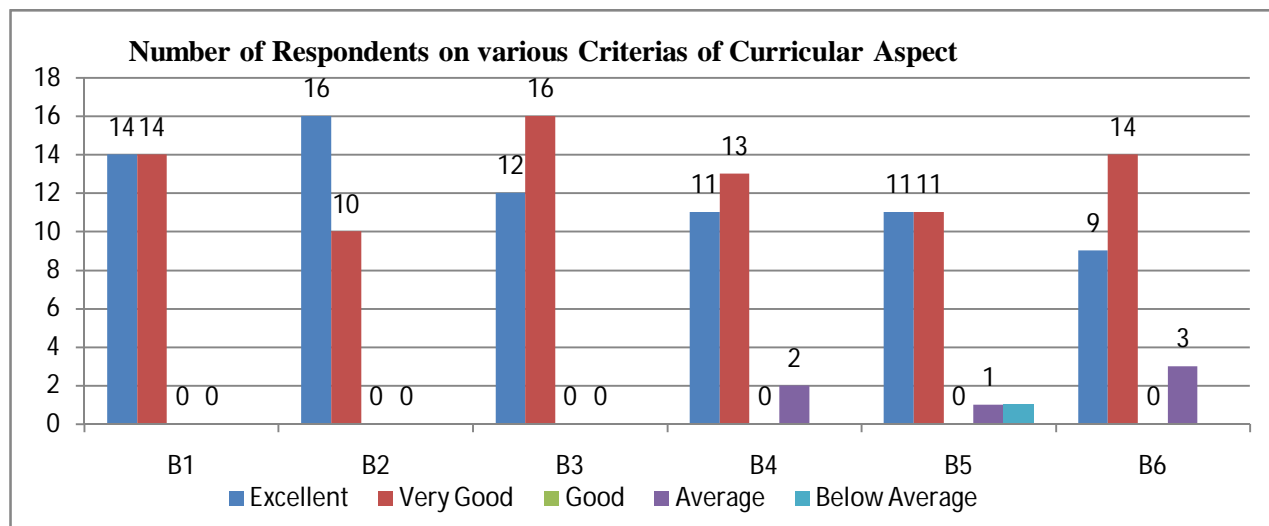
Data Interpretation: From the above data, it shows that 46.3% from the total 34 respondents have a Very Good opinion and view on Administrative Management.

**INTERNAL QUALITY ASSURANCE CELL
GOVT. MIZORAM LAW COLLEGE**

2. CURRICULAR ASPECT

CRITERIA ↓	5		4		3		2		1		Overall Average Ratings
	No. of Respondent	Percentage	No. of Respondent	Percentage	No. of Respondent	Percentage	No. of Respondent	Percentage	No. of Respondent	Percentage	
B1	14	41	14	41	0	0	0	0	0	0	4 (Very Good)
B2	16	47	10	29	0	0	0	0	0	0	
B3	12	35	16	47	0	0	0	0	0	0	
B4	11	32	13	38	0	0	2	5.9	0	0	
B5	11	32	11	32	0	0	1	2.9	1	2.9	
B6	9	26	14	41	0	0	3	8.8	0	0	
TOTAL	73	213	78	228	0	0	6	17.6	1	2.9	
AVERAGE	12.2	35.5	13	38	0	0	1	2.93	0.17	0.48	

B1	Focus of the syllabus / topic
B2	Knowledge on the subject matter
B3	Delivery of planned & organized lecture
B4	Conducting class room discussions, interactions
B5	Communication skill
B6	Skill of connecting subject / topic of life experiences



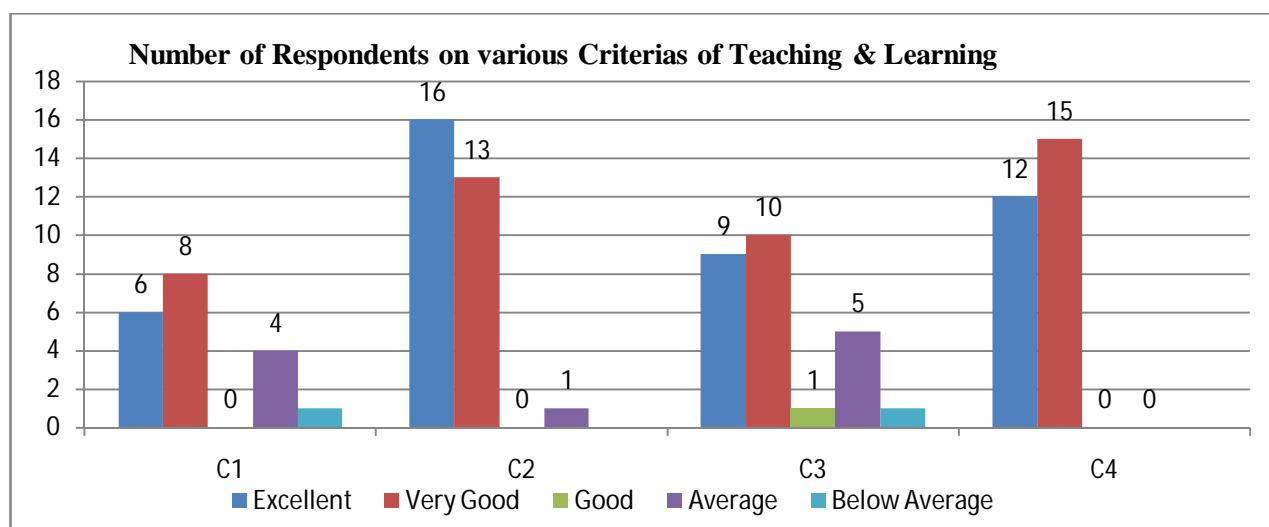
Data Interpretation: From the above data, it shows that 38% from the total 34 respondents have a Very Good opinion and view on Curricular Aspect.

**INTERNAL QUALITY ASSURANCE CELL
GOVT. MIZORAM LAW COLLEGE**

3. TEACHING & LEARNING

CRITERIA ↓	5		4		3		2		1		Overall Average Ratings
	No. of Respondent	Percentage	No. of Respondent	Percentage	No. of Respondent	Percentage	No. of Respondent	Percentage	No. of Respondent	Percentage	
C1	6	18	8	24	0	0	4	12	1	2.9	4 (Very Good)
C2	16	47	13	38	0	0	1	2.9	0	0	
C3	9	26	10	29	1	2.9	5	15	1	2.9	
C4	12	35	15	44	0	0	0	0	0	0	
TOTAL	43	126	46	135	1	2.9	10	29.9	2	5.8	
AVERAGE	10.8	31.5	11.5	33.8	0.25	0.73	2.5	7.48	0.5	1.45	

C1	Use of black board / white board
C2	Use of teaching aid – ppt, etc.
C3	Use of creative teaching method for better understanding
C4	Giving assignment and test and providing feedback(s)



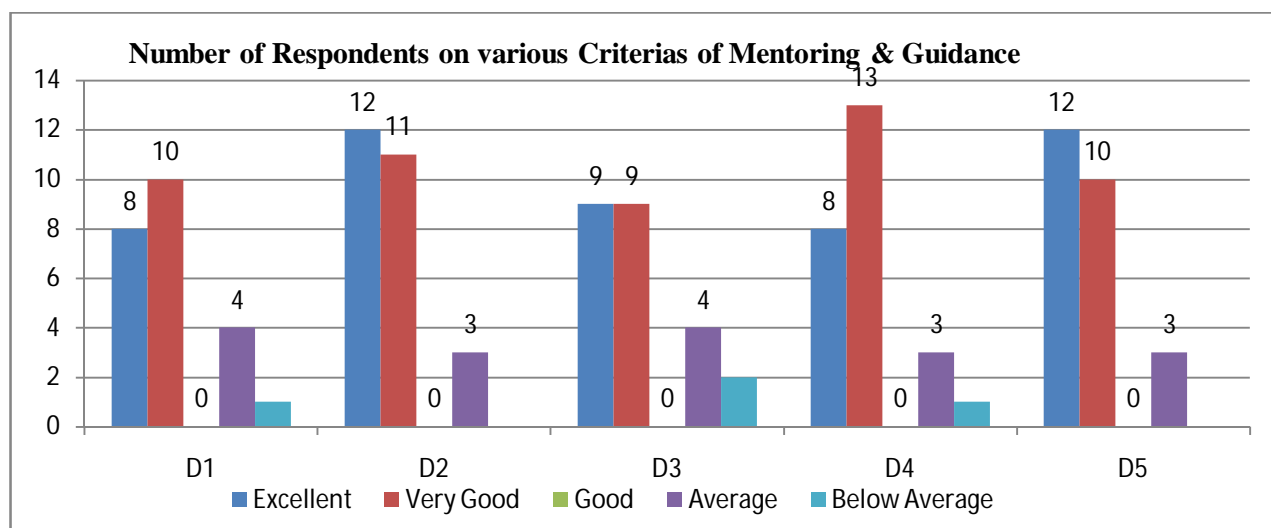
Data Interpretation: From the above data, it shows that 33.8 % from the total 34 respondents have a Very Good opinion and view on Teaching & Learning.

**INTERNAL QUALITY ASSURANCE CELL
GOVT. MIZORAM LAW COLLEGE**

4. MENTORING & GUIDANCE

CRITERIA ↓	5		4		3		2		1		Overall Average Ratings
	No. of Respondent	Percentage	No. of Respondent	Percentage	No. of Respondent	Percentage	No. of Respondent	Percentage	No. of Respondent	Percentage	
D1	8	24	10	29	0	0	4	12	1	2.9	4 (Very Good)
D2	12	35	11	32	0	0	3	8.8	0	0	
D3	9	26	9	26	0	0	4	12	2	5.9	
D4	8	24	13	38	0	0	3	8.8	1	2.9	
D5	12	35	10	29	0	0	3	8.8	0	0	
TOTAL	49	144	53	154	0	0	17	50.4	4	11.7	
AVERAGE	9.8	28.8	10.6	30.8	0	0	3.4	10.1	0.8	2.34	

D1	Help students irrespective of caste, ethnicity and culture.
D2	Providing and referring text books and other study materials.
D3	Providing study materials which are not readily available through resources, e-journals, open course wares, etc.
D4	Helps students having physical, emotional and learning challenges.
D5	Helps students irrespective of gender and social background.



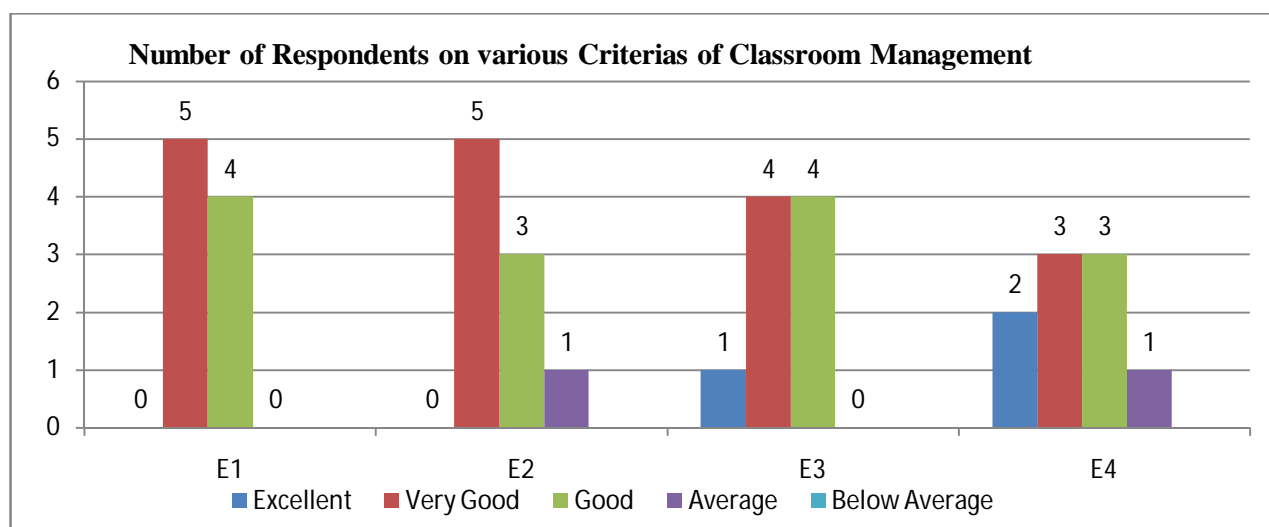
Data Interpretation: From the above data, it shows that 30.8% from the total 34 respondents have a Very Good opinion and view on Mentoring & Guidance.

**INTERNAL QUALITY ASSURANCE CELL
GOVT. MIZORAM LAW COLLEGE**

5. CLASSROOM MANAGEMENT

CRITERIA ↓	5		4		3		2		1		Overall Average Ratings
	No. of Respondent	Percentage	No. of Respondent	Percentage	No. of Respondent	Percentage	No. of Respondent	Percentage	No. of Respondent	Percentage	
E1	8	24	11	32	0	0	2	5.9	0	0	4 (Very Good)
E2	8	24	13	38	0	0	2	5.9	1	2.9	
E3	10	29	14	41	0	0	1	2.9	0	0	
E4	9	26	11	32	0	0	3	8.8	1	2.9	
TOTAL	35	103	49	143	0	0	8	23.5	2	5.8	
AVERAGE	8.75	25.8	12.3	35.8	0	0	2	5.88	0.5	1.45	

E1	Skill in attracting attention from students in the class.
E2	Skill in addressing inappropriate student's behavior.
E3	Inspiring and motivating students for ethical conduct.
E4	Act as a role model.



Data Interpretation: From the above data, it shows that 35.8% from the total 34 respondents have a Very Good opinion and view on Classroom Management.