


**INTERNAL QUALITY ASSURANCE CELL  
GOVT. MIZORAM LAW COLLEGE**

**STUDENTS' FEEDBACK ANALYSIS REPORT  
2021-2022**

**III SEMESTER LL.B**



(Prof. RUALKHUMA COLNEY)  
Principal  
Govt. Mizoram Law College  
Mizoram : Aizawl

Please Note:

- a) Rating as expressed as the following:

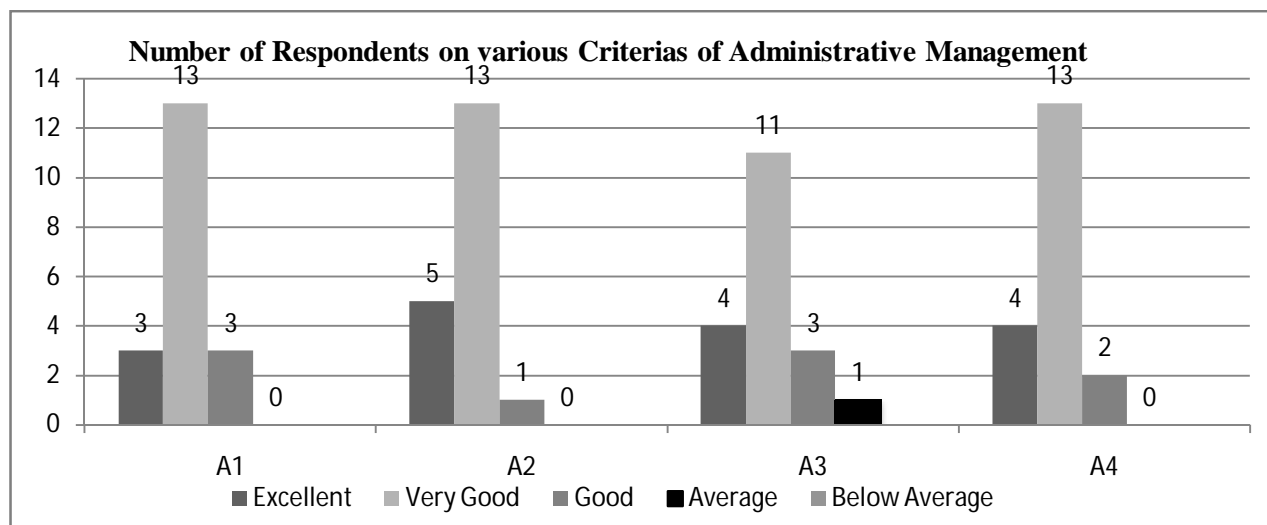
5 = Excellent	4 = Very Good	3 = Good	2 = Average	1 = Below Average
---------------	---------------	----------	-------------	-------------------

- b) Total number of respondents is 19 out of 57 students  
c) Data Interpretation shows the highest average

**1. ADMINISTRATIVE MANAGEMENT**

CRITERIA ↓	5		4		3		2		1		Overall Average Ratings
	No. of Respondent	Percentage	No. of Respondent	Percentage	No. of Respondent	Percentage	No. of Respondent	Percentage	No. of Respondent	Percentage	
A1	3	16	13	68	3	16	0	0	0	0	4 (Very Good)
A2	5	26	13	68	1	5	0	0	0	0	
A3	4	21	11	58	3	16	1	5	0	0	
A4	4	21	13	68	2	11	0	0	0	0	
<b>TOTAL</b>	<b>16</b>	<b>84</b>	<b>50</b>	<b>262</b>	<b>9</b>	<b>48</b>	<b>1</b>	<b>5</b>	<b>0</b>	<b>0</b>	
<b>AVERAGE</b>	4	21	12.5	65.5	2.25	12	0.25	1.25	0	0	

A1	Punctuality in class
A2	Regularity in conducting class
A3	Completion of syllabus/course
A4	Alternative arrangement of class in case of leave and other matters



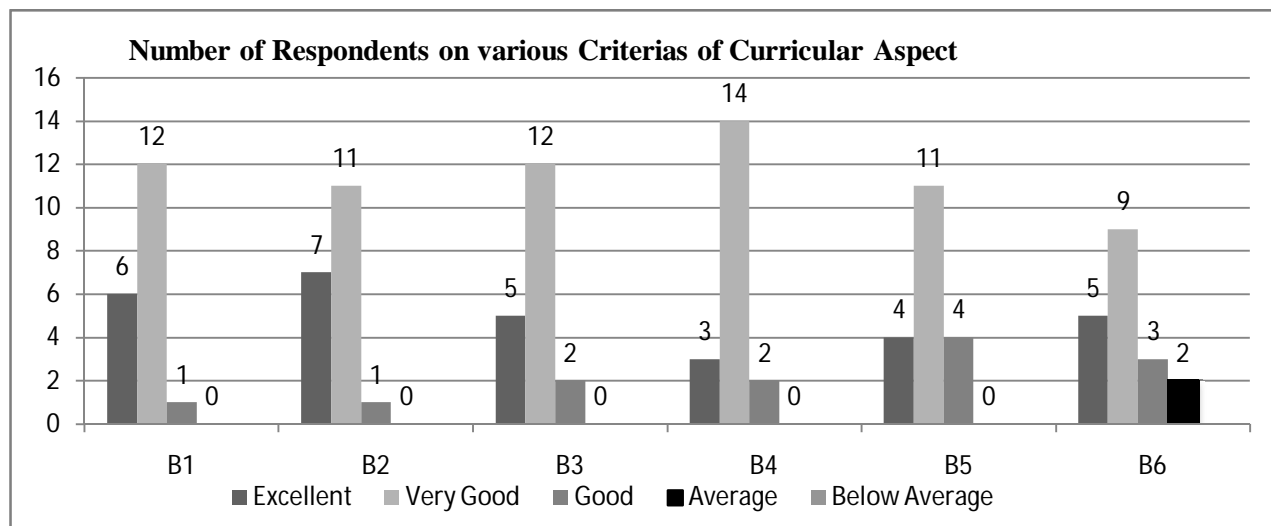
**Data Interpretation:** From the above data, it shows that 65.5% from the total 19 respondents have a Very Good opinion and view on Administrative management.

**INTERNAL QUALITY ASSURANCE CELL  
GOVT. MIZORAM LAW COLLEGE**

**2. CURRICULAR ASPECT**

CRITERIA ↓	5		4		3		2		1		Overall Average Ratings
	No. of Respondent	Percentage	No. of Respondent	Percentage	No. of Respondent	Percentage	No. of Respondent	Percentage	No. of Respondent	Percentage	
B1	6	32	12	63	1	5	0	0	0	0	4 (Very Good)
B2	7	37	11	58	1	5	0	0	0	0	
B3	5	26	12	63	2	11	0	0	0	0	
B4	3	16	14	74	2	11	0	0	0	0	
B5	4	21	11	58	4	21	0	0	0	0	
B6	5	26	9	47	3	16	2	11	0	0	
<b>TOTAL</b>	<b>30</b>	<b>158</b>	<b>69</b>	<b>363</b>	<b>13</b>	<b>69</b>	<b>2</b>	<b>11</b>	<b>0</b>	<b>0</b>	
<b>AVERAGE</b>	5	26.3	11.5	60.5	2.17	11.5	0.33	1.83	0	0	

B1	Focus of the syllabus / topic
B2	Knowledge on the subject matter
B3	Delivery of planned & organized lecture
B4	Conducting class room discussions, interactions
B5	Communication skill
B6	Skill of connecting subject / topic of life experiences



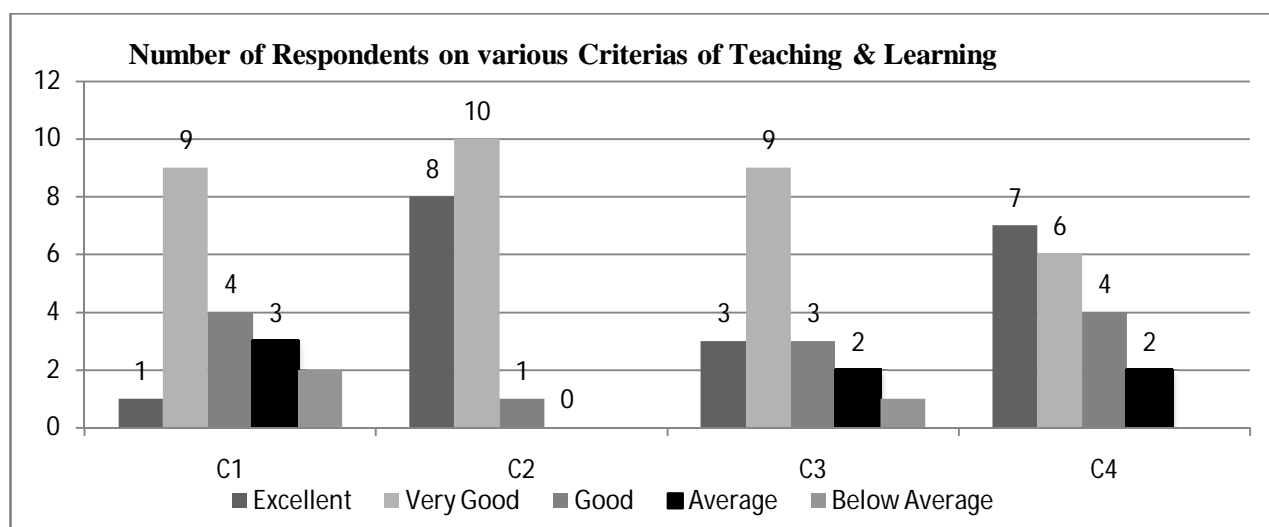
**Data Interpretation:** From the above data, it shows that 60.5 % from the total 19 respondents have a Very Good opinion and view on Curricular Aspect.

**INTERNAL QUALITY ASSURANCE CELL  
GOVT. MIZORAM LAW COLLEGE**

**3. TEACHING & LEARNING**

CRITERIA ↓	5		4		3		2		1		Overall Average Ratings
	No. of Respondent	Percentage	No. of Respondent	Percentage	No. of Respondent	Percentage	No. of Respondent	Percentage	No. of Respondent	Percentage	
C1	1	5	9	47	4	21	3	16	2	11	4 (Very Good)
C2	8	42	10	53	1	5	0	0	0	0	
C3	3	16	9	47	3	16	2	11	1	5	
C4	7	37	6	32	4	21	2	11	0	0	
<b>TOTAL</b>	<b>19</b>	<b>100</b>	<b>34</b>	<b>179</b>	<b>12</b>	<b>63</b>	<b>7</b>	<b>38</b>	<b>3</b>	<b>16</b>	
<b>AVERAGE</b>	4.75	25	8.5	44.8	3	15.8	1.75	9.5	0.75	4	

C1	Use of black board / white board
C2	Use of teaching aid – ppt, etc.
C3	Use of creative teaching method for better understanding
C4	Giving assignment and test and providing feedback(s)



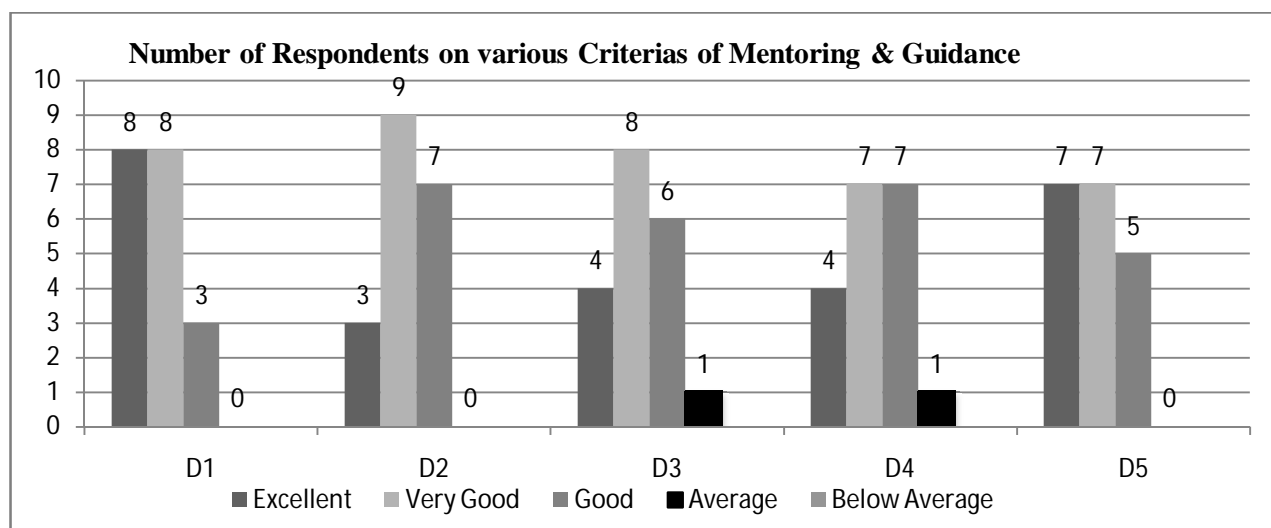
**Data Interpretation:** From the above data, it shows that 44.8 % from the total 19 respondents have a Very Good opinion and view on Teaching & Learning.

**INTERNAL QUALITY ASSURANCE CELL  
GOVT. MIZORAM LAW COLLEGE**

**4. MENTORING & GUIDANCE**

CRITERIA ↓	5		4		3		2		1		Overall Average Ratings
	No. of Respondent	Percentage	No. of Respondent	Percentage	No. of Respondent	Percentage	No. of Respondent	Percentage	No. of Respondent	Percentage	
D1	8	42	8	42	3	16	0	0	0	0	4 (Very Good)
D2	3	16	9	47	7	37	0	0	0	0	
D3	4	21	8	42	6	32	1	5	0	0	
D4	4	21	7	37	7	37	1	5	0	0	
D5	7	37	7	37	5	26	0	0	0	0	
<b>TOTAL</b>	<b>26</b>	<b>137</b>	<b>39</b>	<b>205</b>	<b>28</b>	<b>148</b>	<b>2</b>	<b>10</b>	<b>0</b>	<b>0</b>	
<b>AVERAGE</b>	<b>5.2</b>	<b>27.4</b>	<b>7.8</b>	<b>41</b>	<b>5.6</b>	<b>29.6</b>	<b>0.4</b>	<b>2</b>	<b>0</b>	<b>0</b>	

D1	Help students irrespective of caste, ethnicity and culture.
D2	Providing and referring text books and other study materials.
D3	Providing study materials which are not readily available through resources, e-journals, open course wares, etc.
D4	Helps students having physical, emotional and learning challenges.
D5	Helps students irrespective of gender and social background.



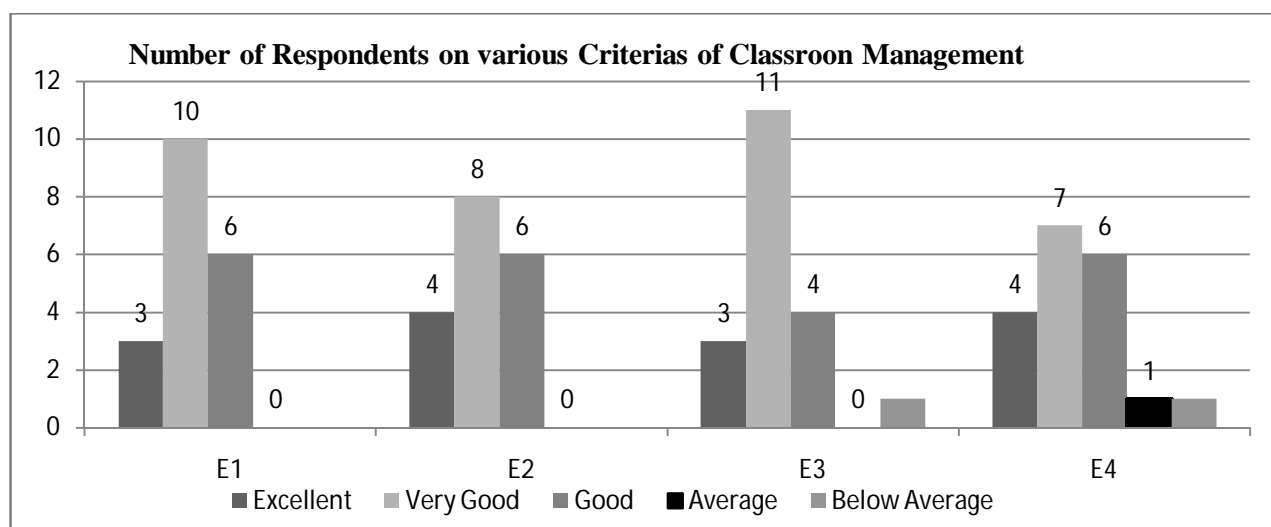
**Data Interpretation:** From the above data, it shows that 41 % from the total 19 respondents have a Very Good opinion and view on Mentoring & Guidance.

**INTERNAL QUALITY ASSURANCE CELL  
GOVT. MIZORAM LAW COLLEGE**

**5. CLASSROOM MANAGEMENT**

CRITERIA ↓	5		4		3		2		1		Overall Average Ratings
	No. of Respondent	Percentage	No. of Respondent	Percentage	No. of Respondent	Percentage	No. of Respondent	Percentage	No. of Respondent	Percentage	
E1	3	16	10	53	6	32	0	0	0	0	4 (Very Good)
E2	4	21	8	42	6	32	0	0	0	0	
E3	3	16	11	58	4	21	0	0	1	5	
E4	4	21	7	37	6	32	1	5	1	5	
<b>TOTAL</b>	<b>14</b>	<b>74</b>	<b>36</b>	<b>190</b>	<b>22</b>	<b>117</b>	<b>1</b>	<b>5</b>	<b>2</b>	<b>10</b>	
<b>AVERAGE</b>	3.5	18.5	9	47.5	5.5	29.3	0.25	1.25	0.5	2.5	

E1	Skill in attracting attention from students in the class.
E2	Skill in addressing inappropriate student's behavior.
E3	Inspiring and motivating students for ethical conduct.
E4	Act as a role model.



**Data Interpretation:** From the above data, it shows that 47.5% from the total 19 respondents have a Very Good opinion and view on Classroom Management.